

To,
BSE Limited
Listing Dept. / Dept. of Corporate Services
Phiroze Jeejeebhoy Towers
Dalal Street, Kala Ghoda, Fort,
Mumbai - 400001

Date:- May 24, 2024

Security Code: 526544
Security ID: SCANPGEOM
ISIN:- INE967B01028

Dear Sir/ Madam,

Sub: Declaration of unmodified opinion

In compliance with the provisions of Regulation 33(3)(d) of the SEBI ((Listing Obligations and Disclosure Requirements) Regulations, 2015 and the SEBI Circular No. CIR/CFD/CMD/56/2016 dated May 27, 2016, we confirm that M/s. Sparks & Co., Statutory Auditors of the Company have issued Audit Reports with unmodified opinion on the Audited Financial Results (Standalone and Consolidated) of the Company for the financial year ended March 31, 2024. Accordingly, the impact of audit qualification is Nil.

You are requested to kindly take the same on record and disseminate.

Yours Sincerely,
For, Scanpoint Geomatics Limited

Komal Peshwani
Company Secretary and Compliance officer

INDEPENDENT AUDITOR'S REPORT ON AUDIT OF THE CONSOLIDATED FINANCIAL RESULTS

TO THE BOARD OF DIRECTORS OF SCANPOINT GEOMATICS LTD.

Opinion

We have audited the accompanying Consolidated Annual Financial Results of **Scanpoint Geomatics Limited** ("Holding company") and its subsidiary (holding company and its subsidiary together referred to as "the Group"), for the year ended March 31, 2024 attached herewith for the quarter ended March 31, 2024 ("the Statement"), being submitted by the holding company pursuant to the requirement of Regulation 33 of the SEBI (Listing Obligations and Disclosure Requirements) Regulations, 2015, as amended ("listing Regulations").

In our opinion and to the best of our information and according to the explanations given to us,

a. includes the results of the following entities:


(i) Jyacad Solutions Private Limited

b. is presented in accordance with the requirements of Regulation 33 of the SEBI (Listing Obligation and Disclosure Requirements) Regulations, 2015 as amended; and

c. gives a true and fair view, in conformity with the applicable accounting standards, and other accounting principles generally accepted in India, of consolidated total comprehensive income (comprising of net [profit/loss] and other comprehensive income/ loss) and other financial information of the Group for the quarter and year ended March 31, 2024.

Basis for Opinion

We conducted our audit in accordance with the Standards on Auditing (SAs) specified under section 143(10) of the Companies Act, 2013 (the Act). Our responsibilities under those Standards are further described in the Auditor's Responsibilities for the Audit of the Consolidated Financial Results section of our report. We are independent of the Company in accordance with the Code of Ethics issued by the Institute of Chartered Accountants of India (ICAI) together with the ethical requirements that are relevant to our audit of the Consolidated Financial Results for the year ended March 31, 2024 under the provisions of the Act and the Rules thereunder, and we have fulfilled our other ethical responsibilities in accordance with these requirements and the ICAI's Code of Ethics. We believe that the audit evidence obtained by us is sufficient and appropriate to provide a basis for our opinion.



Management's Responsibilities for the Consolidated Financial Results

These Consolidated annual financial results have been prepared on the basis of the consolidated annual financial statement. The Company's Management and the Board of Directors are responsible for the preparation and presentation of these Consolidated annual financial results that give a true and fair view of the net profit and other comprehensive income and other financial information in accordance with the recognition and measurement principles laid down in Indian Accounting Standard prescribed under Section 133 of the Act and other accounting principles generally accepted in India and in compliance with Regulation 33 of the Listing Regulations. This responsibility also includes maintenance of adequate accounting records in accordance with the provisions of the Act for safeguarding of the assets of the Company and for preventing and detecting frauds and other irregularities; selection and application of appropriate accounting policies; making judgments and estimates that are reasonable and prudent; and design, implementation and maintenance of adequate internal financial controls that were operating effectively for ensuring the accuracy and completeness of the accounting records, relevant to the preparation and presentation of the Consolidated Financial Results that give a true and fair view and is free from material misstatement, whether due to fraud or error, which have been used for the purpose of preparation of the consolidated financial results by the Directors of the Holding Company, as aforesaid.

In preparing the Consolidated Financial Results, the respective Board of Directors of the companies included in the Group and of its associates and jointly controlled entities are responsible for assessing the ability of the Group and of its associates and jointly controlled entities to continue as a going concern, disclosing, as applicable, matters related to going concern and using the going concern basis of accounting unless the respective Board of Directors either intends to liquidate the Group or to cease operations, or has no realistic alternative but to do so.

The respective Board of Directors of the companies included in the Group and of its associates and jointly controlled entities are responsible for overseeing the financial reporting process of the Group and of its associates and jointly controlled entities.


Auditor's Responsibilities for the Audit of the Consolidated Financial Results

Our objectives are to obtain reasonable assurance about whether the Consolidated Financial Results as a whole are free from material misstatement, whether due to fraud or error, and to issue an auditor's report that includes our opinion. Reasonable assurance is a high level of assurance, but is not a guarantee that an audit conducted in accordance with SAs will always detect a material misstatement when it exists. Misstatements can arise from fraud or error and are considered material if, individually or in the aggregate, they could reasonably be expected to influence the economic decisions of users taken on the basis of these Consolidated Financial Results.



As part of an audit in accordance with SAs, we exercise professional judgment and maintain professional skepticism throughout the audit. We also:

- Identify and assess the risks of material misstatement of the Consolidated Financial Results, whether due to fraud or error, design and perform audit procedures responsive to those risks, and obtain audit evidence that is sufficient and appropriate to provide a basis for our opinion. The risk of not detecting a material misstatement resulting from fraud is higher than for one resulting from error, as fraud may involve collusion, forgery, intentional omissions, misrepresentations, or the override of internal control.
- Obtain an understanding of internal control relevant to the audit in order to design audit procedures that are appropriate in the circumstances, but not for the purpose of expressing an opinion on the effectiveness of the company's internal control.
- Evaluate the appropriateness of accounting policies used and the reasonableness of accounting estimates and related disclosures made by the Board of Directors.
- Evaluate the appropriateness and reasonableness of disclosures made by the Board of Directors in terms of the requirements specified under regulation 33 of the listing regulations.
- Conclude on the appropriateness of the Board of Directors' use of the going concern basis of accounting and, based on the audit evidence obtained, whether a material uncertainty exists related to events or conditions that may cast significant doubt on the Company's ability to continue as a going concern. If we conclude that a material uncertainty exists, we are required to draw attention in our auditor's report to the related disclosures in the Statement or, if such disclosures are inadequate, to modify our opinion. Our conclusions are based on the audit evidence obtained up to the date of our auditor's report. However, future events or conditions may cause the Company to cease to continue as a going concern.
- Evaluate the overall presentation, structure and content of the Consolidated Financial Results, including the disclosures, and whether the Consolidated Financial Results represent the underlying transactions and events in a manner that achieves fair presentation.
- Perform procedures in accordance with the circular issued by SEBI under regulation 33 (8) of the Listing Regulations to the extent applicable.
- Obtain sufficient appropriate audit evidence regarding the Annual Consolidated Financial Results of the Company to express an opinion on the Annual Consolidated Financial Results.



Materiality is the magnitude of misstatements in the Annual Consolidated Financial Results that, individually or in aggregate, makes it probable that the economic decisions of a reasonable knowledgeable user of the Annual Consolidated Financial Results may be influenced. We consider quantitative materiality and qualitative factors in (i) planning the scope of our audit work and in evaluating the results of our work; and (ii) to evaluate the effect of any identified misstatements in the Annual Consolidated Financial Results.

We communicate with those charged with governance regarding, among other matters, the planned scope and timing of the audit and significant audit findings, including any significant deficiencies in internal control that we identify during our audit.

We also provide those charged with governance with a statement that we have complied with relevant ethical requirements regarding independence, and to communicate with them all relationships and other matters that may reasonably be thought to bear on our independence, and where applicable, related safeguards.

Other Matter

The consolidated Financial Results include the audited Financial Results of one subsidiary namely Jyacad Solutions Private Limited, which have been audited by us whose financial statement/financial results reflect total asset of Rs. 141.60 Lakhs as at March 31, 2024 total revenue of Rs. NIL, total net loss of Rs. 0.29 lakhs and total comprehensive income of Rs. NIL for the year ended March 31, 2024.

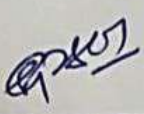
Our opinion on the consolidated Financial Results is not modified in respect of the above matters with respect to our reliance on the work done and the Financial Results/financial information certified by the Board of Directors.

Our opinion on the consolidated Financial Results is not modified in respect of the above matters with respect to our reliance on the work done and the Financial Results/financial information certified by the Board of Directors.

The statement includes the Consolidated Financial Results for the Quarter ended March 31, 2024 being the balancing figure between audited figures in respect of the full financial year ended March 31, 2024 and the published unaudited year to date figures up to the third quarter of the current financial year which were subject to limited review by us, as required under the Listing Regulations. Our opinion on the statement is not modified in respect of this matter.

For, SPARKS & Co.

Chartered Accountants (FRN 101458W)


CA Snehal R. Shah
Partner
M. No. 1133347



Date: 24.05.2024

Place: Ahmedabad

UDIN: 24113347BKGFHF2864

Statement of Audited Financial Results (Consolidated) for the quarter and year ended March 31, 2024

(Rs. in Lakhs)

Sr. No.	Particulars	Quarter Ended			Year Ended	
		March 31, 2024	December 31, 2023	March 31, 2023	March 31, 2024	March 31, 2023
		Audited	Unaudited	Audited	Audited	Audited
I.	Revenue from Operations	1,928.10	333.75	620.75	2,952.75	1,700.32
II.	Other Income	23.69	13.51	11.77	63.10	41.13
III.	Total Income (I + II)	1,951.79	347.27	632.52	3,015.85	1,741.45
IV.	Expenses:					
	Cost of Materials Consumed	-	-	50.07	-	50.07
	Purchases of Stock-in-Trade	-	-	-	-	-
	Changes in inventories of finished goods work-in-	-	-	-	-	-
	Employee benefits expense	347.58	90.20	192.41	674.94	644.54
	Travel expense	3.71	10.90	23.75	45.13	105.09
	Finance costs	55.07	35.17	52.33	167.65	170.26
	Depreciation and amortisation expense	27.86	31.24	30.52	121.56	121.56
	Other expenses	1,420.41	159.27	235.87	1,854.05	547.37
	Total expenses (IV)	1,854.63	326.78	584.95	2,863.34	1,638.89
V.	Profit before Exceptional Items and tax (III - IV)	97.16	20.49	47.57	152.51	102.56
VI.	Exceptional Items	-	-	-	-	-
VII.	Profit before Tax (V-VI)	97.16	20.49	47.57	152.51	102.56
VIII.	Tax expense:					
	(1) Current tax	14.25	8.78	17.52	41.07	37.19
	(2) Deferred tax	(32.39)	(3.46)	8.50	(52.88)	(0.56)
	(3) Tax adjustment of Previous Year	2.75	-	7.98	2.75	7.98
IX.	Profit for the period (VII-VIII)	112.55	15.16	13.56	161.57	57.95
	Profit for the period attributable to:					
	Owner of the company	112.44	15.15	13.55	161.41	57.89
	Non-Controlling Interest	0.11	0.02	0.01	0.16	0.06
X.	Other Comprehensive Income/(Expense) (Net of Tax)					
	A. (i) Items that will not be reclassified subsequently to					
	Remeasurement of the net defined liability/asset	6.79	-	1.92	6.79	1.92
	Income tax (expense)/ benefit on remeasurement of defin	(1.71)	-	(0.48)	(1.71)	(0.48)
	Equity instruments through other comprehensive income	(8.65)	-	16.71	(8.65)	16.71
	Income tax expense on investments in equity	4.00	-	(3.48)	4.00	(3.48)
	B. (i) Items that will be reclassified subsequently to profit	-	-	-	-	-
	Total Other Comprehensive Income, net of tax	0.43	-	14.67	0.43	14.67
XI.	Total Comprehensive Income / (Expenses) (after Tax)	112.98	15.16	28.23	162.00	72.62
	Profit for the period attributable to:					
	Owner of the company	112.86	15.15	28.20	161.83	72.55
	Non-Controlling Interest	0.11	0.02	0.03	0.16	0.07
XII.	Paid up Equity Share Capital (Face value of Rs. 2/- per	1,386.14	1,386.14	1,386.14	1,386.14	1,386.14
XIII.	Earnings per equity share:					
	(1) Basic	0.16	0.02	0.02	0.23	0.08
	(2) Diluted	0.16	0.02	0.02	0.23	0.08

NOTES:

- The above results were reviewed by Audit Committee and approved & taken on record by the Board of Directors at their meeting held on May 24, 2024. The
- The Company is engaged in Software business & operates in a single segment.
- The figures for the previous period have been regrouped / rearranged wherever necessary, to make them comparable with those of the current period.
- The figures of the Current Quarter ended March 31, 2024 and corresponding previous Quarter ended March 31, 2023 are the balancing figures between audited figures in respect of the full financial year ended March 31, 2024 and March 31, 2023 and the unpublished year to date figures upto December 31, 2023 being the date of the end of the third quarter of the respective financial year which were subject to the limited review.
- These audited consolidated financial results of the Company have been prepared in accordance with the Indian Accounting Standards ("Ind AS") as prescribed under section 133 of the Companies Act, 2013, as amended, read with relevant rules thereunder and in terms of Regulation 33 and Disclosure Requirements) Regulations 2015 ("the Regulations")
- These audited consolidated financial results have been reviewed by the Audit Committee at its meeting held on May 24 2024 and have been approved by Board of Directors at its meeting held on May 24, 2024.


For Scanpoint Geomatics Limited


 Ahmedabad
Mr. Kantilal Ladani
 Director
 DIN: 00916171

 Place: Ahmedabad
 Date: May 24, 2024

Statement of Assets and Liabilities (Consolidated) as at March 31, 2024
(Rs. In Lakhs)

Particulars		As at March 31, 2024 (Audited)	As at March 31, 2023 (Audited)
A	Assets		
A (I)	Non-current Assets		
(a)	Property, Plant & Equipment	188.00	237.16
(b)	Intangible Assets under development	9,780.56	8,497.34
(c)	Intangible Assets	163.32	232.66
(d)	Financial Assets		
	i) Investments	187.05	195.70
	ii) Other Financial Assets	603.20	603.20
(e)	Deferred tax Assets (net)	2.52	-
	Sub total of Non-current Assets	10,924.65	9,766.06
A (II)	Current Assets		
(a)	Inventories		-
(b)	Financial Assets		
	i) Trade Receivables	2,884.57	1,369.46
	ii) Cash & Cash Equivalents	12.86	33.98
	iii) Bank Balance other than Cash & Cash Equivalents	996.94	753.55
	iv) Loans	46.77	186.18
	v) Others Financial Assets	4,086.83	3,887.44
(c)	Current Tax Asset (Net)	81.95	111.17
(d)	Other Current Assets	161.97	13.59
	Sub total of Current Assets	8,271.89	6,355.37
	Total Assets	19,196.54	16,121.43
B	Equity and Liabilities		
B (I)	Equity		
(a)	Equity Share Capital	1,386.14	1,386.14
(b)	Other Equity	7,225.09	7,110.91
	Total Equity	8,611.23	8,497.05
	Liabilities		
B (II)	Non-current Liabilities		
(a)	Financial		
	i) Borrowings	5,386.71	4,190.72
(b)	Provisions	102.04	79.29
	Total Non-current liabilities	5,488.75	4,270.01
B (III)	Current Liabilities		
(a)	Financial		
	i) Borrowings	1,030.50	1,192.80
	ii) Trade Payable	1,648.27	75.16
	Total Outstanding Dues of Creditors other than Micro Enterprises and Small Enterprises		
	iii) Other Financial Liabilities	2,224.22	1,930.62
(b)	Other Current Liabilities	183.74	99.59
(c)	Provisions	9.83	3.54
(d)	Deffered Tax Liabilities (Net)	-	52.66
	Total Current Liabilities	5,096.56	3,354.37
	Total Liabilities	10,585.31	7,624.38
	Total Equity and Liabilities	19,196.54	16,121.43

For Scanpoint Geomatics Limited

Mr. Kantilal Ladani
Director
DIN: 00016171
Place: Ahmedabad
Date:- May 24, 2024


Cash flow (Consolidated) Statements for the period ended March 31,2024

PARTICULARS		As at March 31,2024	As at March 31,2023
A.	Cash Flow from Operating Activities		
	Net Profit/(Loss) before Tax	152.51	102.56
	Adjustments for:		
	Add:		
	Depreciation	121.56	121.56
	Interest Paid	167.65	170.25
	Less:		
	Interest Received	62.48	33.59
	Operating Profit/(Loss) before Working Capital Changes	379.25	360.79
	Adjustments for:		
	Trade Receivable	(1,515.11)	151.66
	Loans	139.41	(5.38)
	Other financial assets	(199.39)	(1.58)
	Other non current assets	-	-
	Other Current Assets	(119.16)	92.95
	Provisions	22.28	15.49
	Trade payables	1,573.11	(414.85)
	Other financial liabilities	293.61	(224.17)
	Other current liabilities	84.15	86.10
	Cash Generated from Operation	658.14	61.01
	Income tax Paid	43.82	45.17
	Net Cash Generated by operating activities	614.31	15.84
B.	Cash Flow from Investing Activities		
	Intangible Asset under development	(1,269.68)	(2,098.91)
	Acquisition of property, plant and equipment	(3.06)	(99.86)
	Interest Received	62.48	33.59
	Change in other bank balances	(243.39)	(11.69)
	Net Cash used in Investing Activities	(1,453.65)	(2,176.87)
C.	Cash Flow from Financing Activities		
	Proceeds from issue of share capital (incl.securities premium)	(47.82)	0.71
	Borrowing	1,033.69	2,352.09
	Less:		
	Interest paid	167.65	170.25
	Net Cash used in Financing Activities	818.22	2,182.55
	Net Increase in Cash and Cash Equivalents	(21.12)	21.52
	Cash and cash equivalent as at beginning of year	33.98	12.46
	Cash and cash equivalent as at end of year	12.86	33.98
	Components of cash and cash equivalents	As at March 31,2024	As at March 31,2023
	Cash on Hand	12.86	33.98
		12.86	33.98

NOTES

Previous year's figure has been regrouped/rearranged wherever necessary to conform to current year's classification.

For Scanpoint Geomatics Limited



Mr. Kantilal Ladani
Director
DIN: 00016171

Place:Ahmedabad
Date:-May 24, 2024

INDEPENDENT AUDITOR'S REPORT ON THE AUDIT OF THE STANDALONE FINANCIAL RESULTS

TO THE BOARD OF DIRECTORS OF SCANPOINT GEOMATICS LTD.

Opinion

We have audited the accompanying standalone financial results of **Scanpoint Geomatics Ltd.** (the company) which comprise the balance sheet as at March 31, 2024, the statement of profit and loss (Including Other Comprehensive Income), the statement of changes in equity and the statement of cash flows for the year ended on that date and notes to the financial statements, being submitted by the company pursuant to the requirement of Regulation 33 of the SEBI (Listing Obligations and Disclosure Requirements) Regulations, 2015, as amended ("Listing Regulations").

In our opinion and to the best of our information and according to the explanations given to us, these standalone financial results:

- is presented in accordance with the requirements of Regulation 33 of the SEBI (Listing Obligations and Disclosure Requirements) Regulations, 2015, as amended; and
- Gives a true and fair view in conformity with the recognition and measurement principles laid down in the Indian Accounting standards prescribed under section 133 of the Act, (Ind AS) and other accounting principles generally accepted in India, of the state of affairs of the company as at March 31, 2024 and its profit, other comprehensive income, changes in equity and its cash flows for the year ended on that date.

Basis for Opinion

We conducted our audit in accordance with the Standards on Auditing (SAs) specified under section 143(10) of the Companies Act, 2013 (the Act). Our responsibilities under those Standards are further described in the Auditor's Responsibilities for the Audit of the Standalone Financial Results section of our report. We are independent of the Company in accordance with the Code of Ethics issued by the Institute of Chartered Accountants of India (ICAI) together with the ethical requirements that are relevant to our audit of the Standalone Financial Results for the year ended March 31, 2024 under the provisions of the Act and the Rules thereunder, and we have fulfilled our other ethical responsibilities in accordance with these requirements and the ICAI's Code of Ethics. We believe that the audit evidence obtained by us is sufficient and appropriate to provide a basis for our audit opinion on Standalone Financial Results.

Our opinion is not modified in respect of this matter.



Management's Responsibilities for the Standalone Financial Results

The Company's Board of Directors is responsible for the matters stated in section 134(5) of the act with respect to the preparation of these standalone financial results that give a true and fair view of the financial position, financial performance, including other comprehensive income, changes in equity and cash flow of the company in accordance with the recognition and accounting principles generally accepted in India, including Ind AS specified under Section 133 of the Act. This responsibility also includes maintenance of adequate accounting records in accordance with the provisions of the Act for safeguarding of the assets of the Company and for preventing and detecting frauds and other irregularities; selection and application of appropriate accounting policies; making judgments and estimates that are reasonable and prudent; and design, implementation and maintenance of adequate internal financial controls that were operating effectively for ensuring the accuracy and completeness of the accounting records, relevant to the preparation and presentation of the Standalone Financial Results that give a true and fair view and is free from material misstatement, whether due to fraud or error.

In preparing the Standalone Financial Results, management and Board of Directors are responsible for assessing the Company's ability, to continue as a going concern, disclosing, as applicable, matters related to going concern and using the going concern basis of accounting unless the Board of Directors either intends to liquidate the Company or to cease operations, or has no realistic alternative but to do so.


The Company's Board of Directors are also responsible for overseeing the Company's financial reporting process.

Auditor's Responsibilities for the Audit of the Standalone Financial Results

Our objectives are to obtain reasonable assurance about whether the Standalone Financial Results as a whole are free from material misstatement, whether due to fraud or error, and to issue an auditor's report that includes our opinion. Reasonable assurance is a high level of assurance, but is not a guarantee that an audit conducted in accordance with SAs will always detect a material misstatement when it exists. Misstatements can arise from fraud or error and are considered material if, individually or in the aggregate, they could reasonably be expected to influence the economic decisions of users taken on the basis of this Standalone Financial Results.

As part of an audit in accordance with SAs, we exercise professional judgment and maintain professional skepticism throughout the audit. We also:

- Identify and assess the risks of material misstatement of the Standalone Financial Statements, whether due to fraud or error, design and perform audit procedures responsive to those risks, and obtain audit evidence that is sufficient and appropriate to provide a basis for our opinion. The risk of not detecting a material misstatement resulting from fraud is higher than for one resulting from error, as fraud may involve collusion, forgery, intentional omissions, misrepresentations, or the override of internal control.



- Obtain an understanding of internal control relevant to the audit in order to design audit procedures that are appropriate in the circumstances, but not for the purpose of expressing an opinion on the effectiveness of the company's internal control.
- Evaluate the appropriateness of accounting policies used and the reasonableness of accounting estimates and related disclosures made by the Board of Directors.
- Evaluate the appropriateness and reasonableness of disclosures made by the Board of Directors in terms of the requirements specified under regulation 33 of the listing regulations.
- Conclude on the appropriateness of the Board of Directors' use of the going concern basis of accounting and, based on the audit evidence obtained, whether a material uncertainty exists related to events or conditions that may cast significant doubt on the Company's ability to continue as a going concern. If we conclude that a material uncertainty exists, we are required to draw attention in our auditor's report to the related disclosures in the Statement or, if such disclosures are inadequate, to modify our opinion. Our conclusions are based on the audit evidence obtained up to the date of our auditor's report. However, future events or conditions may cause the Company to cease to continue as a going concern.
- Evaluate the overall presentation, structure and content of the Standalone Financial Results, including the disclosures, and whether the Standalone Financial Results represent the underlying transactions and events in a manner that achieves fair presentation.
- Obtain sufficient appropriate audit evidence regarding the standalone financial results of the company to express an opinion on the Standalone Financial Results.


Materiality is the magnitude of misstatements in the Annual Standalone Financial Statements that, individually or in aggregate, makes it probable that the economic decisions of a reasonable knowledgeable user of the Annual Standalone Financial Statements may be influenced. We consider quantitative materiality and qualitative factors in (i) planning the scope of our audit work and in evaluating the results of our work; and (ii) to evaluate the effect of any identified misstatements in the Standalone Financial Results.



We communicate with those charged with governance regarding, among other matters, the planned scope and timing of the audit and significant audit findings, including any significant deficiencies in internal control that we identify during our audit.

We also provide those charged with governance with a statement that we have complied with relevant ethical requirements regarding independence, and to communicate with them all relationships and other matters that may reasonably be thought to bear on our independence, and where applicable, related safeguards.

For, SPARKS & Co.
Chartered Accountants (FRN No: 101458W)



CA Snehal R. Shah
(Partner)
(Membership No-113347)



Place- Ahmedabad
Date-24.05.2024
UDIN- 24113347BKαFHE2033

Statement of Audited Financial Results (Standalone) for the quarter and year ended March 31, 2024


(Rs. in Lakhs)

Sr. No.	Particulars	Quarter Ended			Year Ended	
		March 31, 2024	December 31, 2023	March 31, 2023	March 31, 2024	March 31, 2023
		Audited	Unaudited	Audited	Audited	Audited
I.	Revenue from Operations	1,928.10	333.75	620.75	2,952.75	1,700.32
II.	Other Income	23.69	13.51	11.77	63.10	41.13
III.	Total Income (I + II)	1,951.79	347.27	632.52	3,015.85	1,741.45
IV.	Expenses:					
	Cost of Materials Consumed	-	-	50.07	-	50.07
	Purchases of Stock-in-Trade	-	-	-	-	-
	Changes in inventories of finished goods work-in-progress and	-	-	-	-	-
	Employee benefits expense	347.58	90.20	192.41	674.94	644.54
	Travel expense	3.71	10.90	23.75	45.13	105.09
	Finance costs	55.07	35.17	52.33	167.65	170.25
	Depreciation and amortisation expense	27.86	31.24	30.52	121.56	121.56
	Other expenses	1,420.23	159.18	235.54	1,853.75	546.89
	Total expenses (IV)	1,854.45	326.69	584.62	2,863.05	1,638.40
V.	Profit before Exceptional Items and tax (III - IV)	97.34	20.58	47.90	152.80	103.05
VI.	Exceptional Items	-	-	-	-	-
VII.	Profit before Tax (V-VI)	97.34	20.58	47.90	152.80	103.05
VIII.	Tax expense:					
	(1) Current tax	14.25	8.78	17.52	41.07	37.19
	(2) Deferred tax	(32.39)	(3.46)	8.50	(52.88)	(0.56)
	(3) Tax adjustment of Previous Year	2.75	-	7.98	2.75	7.98
IX	Profit for the period (VII-VIII)	112.73	15.26	13.89	161.86	58.44
X	Other Comprehensive Income/(Expense) (Net of Tax)					
	A. (i) Items that will not be reclassified subsequently to profit or loss					
	Remeasurement of the net defined liability/asset	6.79	-	1.92	6.79	1.92
	Income tax (expense)/ benefit on remeasurement of defined bene	(1.71)	-	(0.48)	(1.71)	(0.48)
	Equity instruments through other comprehensive income	(8.65)	-	16.71	(8.65)	16.71
	Income tax expense on investments in equity instruments through OCI	4.00	-	(3.48)	4.00	(3.48)
	B. (i) Items that will be reclassified subsequently to profit or loss	-	-	-	-	-
	Total Other Comprehensive Income, net of tax	0.43	-	14.67	0.43	14.67
XI	Total Comprehensive Income / (Expenses) (after Tax) (IX+X)	113.15	15.26	28.56	162.29	73.11
XII	Paid up Equity Share Capital (Face value of Rs. 2/- per share)	1,386.14	1,386.14	1,386.14	1,386.14	1,386.14
XIII	Earnings per equity share:					
	(1) Basic	0.16	0.02	0.02	0.23	0.08
	(2) Diluted	0.16	0.02	0.02	0.23	0.08

NOTES:

1	The above results were reviewed by Audit Committee and approved & taken on record by the Board of Directors at their meeting held on May 24, 2024. The Statutory Auditor of the Company have carried out the Audit of the above result.
2	The Company operates in a single segment.
3	The figures for the previous period have been regrouped / rearranged wherever necessary, to make them comparable with those of the current period.
4	The figures of the Current Quarter ended March 31, 2024 and corresponding previous Quarter ended March 31, 2023 are the balancing figures between audited figures in respect of the full financial year ended March 31, 2024 and March 31, 2023 and the unpublished year to
5	These audited standalone financial results of the Company have been prepared in accordance with the Indian Accounting Standards ("Ind AS") as prescribed under section 133 of the Companies Act, 2013, as amended, read with relevant rules thereunder and in terms of Regulation 33 and Disclosure Requirements) Regulations 2015 ("the Regulations")
6	These audited standalone financial results have been reviewed by the Audit Committee at its meeting held on May 24, 2024 and have been approved by Board of Directors at its meeting held on May 24, 2024.

For Scanpoint Geomatics Limited


Mr. Kantilal Ladani
 Director
 DIN: 00016171

 Place: Ahmedabad
 Date: May 24, 2024

Statement of Assets and Liabilities (Standalone) as at March 31, 2024

Particulars		(Rs. In Lakhs)	
		As at March 31, 2024 (Audited)	As at March 31, 2023 (Audited)
A	Assets		
A (I)	Non-current Assets		
(a)	Property, Plant & Equipment	188.00	237.16
(b)	Intangible Assets under development	9,639.12	8,369.44
(c)	Other Intangible Assets	163.32	232.66
(d)	Financial Assets		
	i) Investments	188.05	196.70
	ii) Other Financial Assets	603.20	603.20
(e)	Deferred tax Assets (net)	2.52	
	Sub total of Non-current Assets	10,784.21	9,639.16
A (II)	Current Assets		
(a)	Inventories		
(b)	Financial Assets		-
	i) Trade Receivables	2,884.57	1,369.46
	ii) Cash & Cash Equivalents	12.70	33.73
	iii) Bank Balance other than Cash & Cash Equivalents	996.94	753.55
	iv) Loans	182.57	186.18
	v) Others Financial Assets	4,086.83	4,019.75
(c)	Current Tax Asset (Net)	81.95	111.17
(d)	Other Current Assets	161.97	13.59
	Sub total of Current Assets	8,407.53	6,487.43
	Total Assets	19,191.74	16,126.59
B	Equity and Liabilities		
B (I)	Equity		
(a)	Equity Share Capital		
(b)	Other Equity	1,386.14	1,386.14
	Total Equity	7,230.83	7,116.36
	Liabilities	8,616.97	8,502.50
B (II)	Non-current Liabilities		
(a)	Financial		
	i) Borrowings	5,386.71	4,190.72
(b)	Provisions	102.04	79.29
	Total Non-current liabilities	5,488.75	4,270.01
B (III)	Current Liabilities		
(a)	Financial		
	i) Borrowings		
	ii) Trade Payable	1,030.50	1,192.80
	Total Outstanding Dues of Creditors other than Micro Enterprises and Small Enterprises	1,637.95	75.00
	iii) Other Financial Liabilities	2,224.00	1,930.49
(b)	Other Current Liabilities	183.74	99.59
(c)	Provisions	9.83	3.54
(d)	Deffered Tax Liabilities (Net)	-	52.66
	Total Current Liabilities	5,086.02	3,354.08
	Total Liabilities	10,574.77	7,624.09
	Total Equity and Liabilities	19,191.74	16,126.59

For Scanpoint Geomatics Limited


 Mr. Kantilal Ladani
 Director

DIN: 00016171

 Place: Ahmedabad
 Date: May 24, 2024

Cash flow (Standalone) Statements for the period ended March 31,2024

PARTICULARS		As at March 31,2024	As at March 31,2023
A.	Cash Flow from Operating Activities		
	Net Profit/(Loss) before Tax	152.80	103.05
	Adjustments for:		
	Add:		
	Depreciation	121.56	121.56
	Interest Paid	167.65	170.25
	Less:		
	Interest Received	62.48	33.59
	Operating Profit/(Loss) before Working Capital Changes	379.54	361.27
	Adjustments for:		
	Trade Receivable	(1,515.11)	151.66
	Loans	7.11	(5.38)
	Loan to subsidiary	(3.50)	(0.04)
	Other financial assets	(67.08)	(1.58)
	Other non current assets	-	-
	Other Current Assets	(119.16)	92.95
	Provisions	35.83	15.50
	Trade payables	1,562.95	(414.81)
	Other financial liabilities	293.51	(224.17)
	Other current liabilities	84.15	86.10
	Cash Generated from Operation	658.24	61.50
	Income tax Paid	43.82	45.17
	Net Cash Generated by operating activities	614.42	16.33
B.	Cash Flow from Investing Activities		
	Intangible Asset under development	(1,269.68)	(2,098.91)
	Acquisition of property, plant and equipment	(3.06)	(99.86)
	Interest Received	62.48	33.59
	Change in other bank balances	(243.39)	(11.69)
	Net Cash used in Investing Activities	(1,453.65)	(2,176.87)
C.	Cash Flow from Financing Activities		
	Proceeds from issue of share capital (incl.securities premium)	(47.82)	0.71
	Borrowing	1,033.68	2,352.09
	Less:		
	Interest paid	167.65	170.25
	Net Cash used in Financing Activities	818.21	2,182.55
	Net Increase in Cash and Cash Equivalents	(21.02)	22.01
	Cash and cash equivalent as at beginning of year	33.73	11.71
	Cash and cash equivalent as at end of year	12.70	33.73
	Components of cash and cash equivalents	As at March 31,2024	As at March 31,2023
	Cash on Hand	12.70	33.73
		12.70	33.73

NOTES

Previous year's figure has been regrouped/rearranged wherever necessary to conform to current year's classification.

For Scanpoint Geomatics Limited


Mr. Kantilal Ladani
Director
DIN: 00016171

Place:Ahmedabad
Date:-May 24, 2024