

November 02, 2021

**To,
BSE Limited
P.J. Towers, Dalal Street
Mumbai-400 001
Security Code: 526544/890154
Security ID: SCANPGEOM/SCANPGEOMPP**

Dear Sir/Madam,

Sub: Outcome of Board Meeting of Scanpoint Geomatics limited

Pursuant to Regulation 30 and Regulation 33 of SEBI (Listing Obligations and Disclosure Requirements), 2015, this is to inform you that Board of Directors in their meeting held today, inter alia;

1. Approved the Unaudited Standalone and Consolidated Financial Results for the quarter and half year ended on September 30, 2021.
2. Approved the making of first and final call of Rs. 6.25/- (comprising Re. 1/- towards face value and Rs. 5.25/- towards share premium) in respect of 1,99,67,482 outstanding partly paid-up equity shares of face value Rs. 2/- each (Re. 1/- paid up) (ISIN: IN9967B01018) on a rights basis pursuant to Letter of Offer dated August 6, 2021 ("First and Final Call"); and
3. Fixed Tuesday, November 16, 2021 as the record date for the purpose of determining names of holders of partly paid-up equity shares to whom the first and final call notice will be sent.



The detailed terms of the First and Final Call will form part of the call notice that will be dispatched/sent by the Company in due course.

You are requested to kindly take the above on your record and disseminate.

The meeting commenced at 02:00 P.M. and concluded at 05:30 P.M.

Yours Sincerely,

For, Scanpoint Geomatics Limited

**Shaili Mehta
Company Secretary**



Independent Auditor's Review Report On Standalone Unaudited Quarterly and Year to Date Financial Results of the Company Pursuant to the Regulation 33 of the SEBI (Listing Obligations and Disclosure Requirements) Regulations, 2015

To,
The Board of Directors
Scanpoint Geomatics Limited
9, Mahakant Complex,
Opp. V.S. Hospital, Ashram Road,
Ahmedabad - 380006

1. We have reviewed the accompanying statement of Standalone Unaudited Financial Results of **Scanpoint Geomatics Limited** ("the Company") having its registered office at 9, Mahakant Complex, Opp. V. S. Hospital, Ashram Road, Ahmedabad-380006, for the quarter and six months ended September 30, 2021("the Statement") being submitted by the Company pursuant to the requirements of Regulation 33 of the SEBI (Listing Obligations and Disclosure Requirements), 2015, as amended.
2. This Statement, which is the responsibility of the Company's Management and approved by the Company's Board of Directors, has been prepared in accordance with the recognition and measurement principles laid down in Indian Accounting Standard 34, Interim Financial Reporting ('Ind AS 34'), prescribed under Section 133 of the Companies Act, 2013 (the 'Act'), SEBI Circular CIR/CFD/FAC/62/2016 dated 5 July 2016, (hereinafter referred to as 'the SEBI Circular'), and other accounting principles generally accepted in India. Our responsibility is to express a conclusion on the Statement based on our review.
3. We conducted our review of the Statement in accordance with the Standard on Review Engagements (SRE) 2410 "Review of Interim Financial Information Performed by the Independent Auditor of the Entity", issued by the Institute of Chartered Accountants of India. This standard requires that we plan and perform the review to obtain moderate assurance as to whether the financial statements are free of material misstatement. A review is limited primarily to inquiries of company personnel and analytical procedures applied to financial data and thus provide less assurance than an audit. We have not performed an audit and accordingly, we do not express an audit opinion.
4. Based on our review conducted as above, nothing has come to our attention that causes us to believe that the accompanying statement of unaudited financial results prepared in accordance with applicable accounting standards and other recognized accounting practices and policies has not disclosed the information required to be disclosed in terms of Regulation 33 of the SEBI (Listing Obligations and Disclosure Requirements) Regulations, 2015 including the manner in which it is to be disclosed, or that it contains any material misstatement.



JAYAMAL THAKORE & CO.
CHARTERED ACCOUNTANTS

Tel. : 079 - 26589713
E-mail : jayamalthakore@gmail.com

5. This report on the Standalone Unaudited Financial Results has been issued solely in connection with preparation of the Company's quarterly financial information.

For Jayamal Thakore & Co.
Chartered Accountants
FRN.: 104098W

(Partner)
M.No. : 082184



UDIN NO.: 21082184AAAABV7988

Date: 2nd November , 2021
Ahmedabad


Unaudited Standalone Financial Results for the quarter and half year ended September 30, 2021

(Rs. in Lakhs)

| Sr. No. | Particulars | Quarter Ended | | | Half Year Ended | | |
|---------|--|---------------|---------------|-----------------|-----------------|-----------------|-----------------|
| | | 30-09-21 | 30-06-21 | 30-09-20 | 30-09-21 | 30-09-20 | 31-03-21 |
| | | Unaudited | Unaudited | Unaudited | Unaudited | Unaudited | Audited |
| I. | Revenue from Operations | 896.08 | 635.47 | 1,554.95 | 1531.55 | 1950.12 | 4337.61 |
| II. | Other Income | 9.62 | 4.17 | 10.88 | 13.80 | 19.57 | 41.19 |
| III. | Total Income (I + II) | 905.70 | 639.64 | 1,565.83 | 1,545.34 | 1,969.69 | 4,378.80 |
| IV. | Expenses: | | | | | | |
| | Cost of Materials Consumed | 164.37 | 144.99 | 329.97 | 309.37 | 444.84 | 1666.03 |
| | Purchases of Stock-in-Trade | - | - | - | - | - | - |
| | Changes in inventories of finished goods work-in-progress and Stock-in-Trade | - | - | - | - | - | - |
| | Employee benefits expense | 202.52 | 189.15 | 181.04 | 391.67 | 342.41 | 771.31 |
| | Travel expense | 18.49 | 5.14 | 4.41 | 23.63 | 6.06 | 31.91 |
| | Finance costs | 39.87 | 42.43 | 43.41 | 82.30 | 72.00 | 177.69 |
| | Depreciation and amortisation expense | 27.33 | 25.70 | 24.00 | 53.03 | 46.93 | 94.59 |
| | Other expenses | 381.29 | 147.39 | 920.82 | 528.68 | 966.88 | 1,362.18 |
| | Total expenses (IV) | 833.88 | 554.79 | 1,503.65 | 1,388.67 | 1,879.13 | 4,103.71 |
| V. | Profit before Exceptional Items and tax (III - IV) | 71.82 | 84.85 | 62.18 | 156.67 | 90.56 | 275.09 |
| VI. | Exceptional Items | - | - | - | - | - | - |
| VII. | Profit before Tax (V-VI) | 71.82 | 84.85 | 62.18 | 156.67 | 90.56 | 275.09 |
| VIII. | Tax expense: | | | | | | |
| | (1) Current tax | 15.62 | 25.79 | 17.90 | 41.41 | 26.79 | 81.13 |
| | (2) Deferred tax | (0.54) | (3.68) | (8.70) | (4.23) | (20.18) | (8.80) |
| | (3) MAT Credit Entitlement | - | - | - | - | - | - |
| IX. | Profit for the period (VII-VIII) | 56.75 | 62.74 | 52.98 | 119.49 | 83.95 | 202.77 |
| X. | Other Comprehensive Income/(Expense) (Net of Tax) | | | | | | |
| | Items that will not be reclassified to profit or loss | | | | | | |
| | Remeasurement of the net defined benefit liability/asset, Net | - | - | - | - | - | (2.60) |
| | Fair value changes on Investments, Net | - | - | - | - | - | 12.33 |
| | (ii) Income tax related items that will be reclassified subsequently to profit or loss | - | - | - | - | - | - |
| | Total Other Comprehensive Income, net of tax | - | - | - | - | - | 9.73 |
| XI. | Total Comprehensive Income / (Expenses) (after Tax) (IX+X) | 56.75 | 62.74 | 52.98 | 119.49 | 83.95 | 212.50 |
| XII. | Paid up Equity Share Capital (Face value of Rs. 2/- per share) | 1,188.06 | 988.39 | 988.39 | 1,188.06 | 988.39 | 988.39 |
| XIII. | Earnings per equity share: | | | | | | |
| | (1) Basic | 0.10 | 0.13 | 0.11 | 0.20 | 0.17 | 0.41 |
| | (2) Diluted | 0.08 | 0.13 | 0.11 | 0.17 | 0.17 | 0.41 |

| NOTES: | |
|--------|--|
| 1 | The above results were reviewed by Audit Committee and approved & taken on record by the Board of Directors at their meeting held on 02.11.2021 |
| 2 | In accordance with Regulation 33 of the SEBI (Listing Obligation & Disclosure Requirements) Regulations, 2015, the Statutory Auditors of the |
| 3 | The Company operates in a single segment. |
| 4 | The figures for the previous period have been regrouped / rearranged wherever necessary, to make them comparable with those of the current period. |
| 5 | Rights Issue 2021: On August 06, 2021, the Board of Directors of the Company has approved the Rights Issue size of 1,99,67,482 shares of face value of Rs. 2 each ("the rights issue shares") at a price of Rs. 12.5 per Rights Equity Shares (including premium of Rs. 10.5 per Rights Equity Shares) in the ratio of 99:40 i.e 40 Rights Equity Shares for every 99 existing Equity Shares held by the eligible equity shareholders on the record date i.e. August 17, 2021. On September 21, 2021 the Company has approved the allotment of 1,99,67,482 partly paid up equity shares of face value of Rs. 2/- each (Re. 1 Paid up) to the eligible equity shareholders. |
| 6 | There is no deviation in use of proceeds from the object stated in the offer document |

 Place: Ahmedabad
 Date: 02.11.2021


 Ramesh Sojitra
 Managing Director
 DIN: 00016149

Unaudited Standalone Statement of Assets and Liabilities as at September 30, 2021


(Rs. In Lakhs)

| Particulars | | As at 30.09.2021 (Unaudited) | As at 31.03.2021 (Audited) |
|----------------|--|---------------------------------|-------------------------------|
| A | Assets | | |
| A (I) | Non-current Assets | | |
| (a) | Property, Plant & Equipment | 193.04 | 175.05 |
| (b) | Intangible Assets under development | 5,414.01 | 4,555.67 |
| (c) | Intangible Assets | 312.35 | 334.46 |
| (d) | Financial Assets | | |
| | i) Investments | 170.63 | 170.63 |
| | ii) Others | 44.00 | 44.00 |
| | iii) Loans | | - |
| (e) | Other Non Current Assets | 373.15 | 373.15 |
| | Sub total of Non-current Assets | 6,507.18 | 5,652.96 |
| A (II) | Current Assets | | |
| (a) | Inventories | - | - |
| (b) | Financial Assets | | |
| | i) Trade Receivables | 1,486.78 | 1,616.71 |
| | ii) Cash & Cash Equivalents | 1.73 | 11.67 |
| | iii) Bank Balance other than Cash & Cash Equivalents | 17.08 | 5.52 |
| | iv) Loans | 133.75 | 126.66 |
| | v) Others Financial Assets | 4,597.33 | 3,834.77 |
| (c) | Other Current Assets | 309.40 | 287.22 |
| | Sub total of Current Assets | 6,546.07 | 5,882.56 |
| | Total Assets | 13,053.25 | 11,535.52 |
| B | Equity and Liabilities | | |
| B (I) | Equity | | |
| (a) | Equity Share Capital | 1,188.07 | 988.39 |
| (b) | Other Equity | 5,944.32 | 4,784.31 |
| | Total Equity | 7,132.39 | 5,772.70 |
| | Liabilities | | |
| B (II) | Non-current Liabilities | | |
| (a) | Financial | | |
| | i) Borrowings | 2,264.69 | 2,060.42 |
| (b) | Provisions | 46.89 | 48.10 |
| | Total Non-current liabilities | 2,311.57 | 2,108.52 |
| B (III) | Current Liabilities | | |
| (a) | Financial | | |
| | i) Trade Payable | 478.29 | 440.50 |
| | ii) Other Financial Liabilities | 2,359.10 | 1,962.56 |
| | iii) Borrowings | 695.77 | 1,081.02 |
| (b) | Other Current Liabilities | 21.99 | 111.22 |
| (c) | Provisions | 1.74 | 2.38 |
| (d) | Current Tax Liabilities | 52.39 | 56.62 |
| | Total Current Liabilities | 3,609.29 | 3,654.30 |
| | Total Liabilities | 5,920.87 | 5,762.82 |
| | Total Equity and Liabilities | 13,053.25 | 11,535.52 |

For Scanpoint Geomatics Limited

Place: Ahmedabad

Date: 02.11.2021



Ramesh Sojitra
Managing Director
DIN: 00016149
Registered Office

 9, Mahakant Complex
 Opp. V.S. Hospital, Ashram Road
 Ahmedabad-380 006, Gujarat, India

Corporate Office

 12, Abhishree Corporate Park
 Ambli - Bopal Road
 Ahmedabad-380 058, Gujarat, India

[P] +91 2717 297096

[F] +91 2717 297039

[E] hello@sgligis.com

www.sglgis.com

CIN: L22219GJ1992PLC017073

| Unaudited Standalone Cash flow Statement for the half year ended September 30, 2021 | | | |
|---|--|---------------------------------------|---------------------------------------|
| | | Rs. In Lakhs) | |
| | PARTICULARS | Half Year Ended 30th Sept' 2021 | Half Year Ended 30th Sept' 2020 |
| A. | Cash Flow from Operating Activities | | |
| | Net Profit/(Loss) before Tax | 156.67 | 90.56 |
| | Adjustments for: | | |
| | Add: | | |
| | Depreciation | 53.03 | 46.93 |
| | Interest Paid | 82.30 | 72.00 |
| | Less: | | |
| | Interest Received | 13.16 | 19.47 |
| | Operating Profit/(Loss) before Working Capital Changes | 278.84 | 190.03 |
| | Adjustments for: | | |
| | Trade Receivable | 129.93 | (232.46) |
| | Loans | (7.08) | (10.56) |
| | Other financial assets | (762.56) | (787.56) |
| | Other non current assets | - | - |
| | Other Current Assets | (22.18) | 1.36 |
| | Provisions | (1.85) | (3.44) |
| | Trade payables | 37.79 | 472.85 |
| | Other financial liabilities | 355.13 | 498.20 |
| | Other current liabilities | (89.23) | 18.60 |
| | Cash Generated from Operation | (81.21) | 147.01 |
| | Net Cash Generated by operating activities | (81.21) | 147.01 |
| B. | Cash Flow from Investing Activities | | |
| | Intangible Asset under development | (858.34) | (452.01) |
| | Acquisition of property, plant and equipment | (48.90) | (35.15) |
| | Net Cash used in Investing Activities | (907.24) | (487.16) |
| C. | Cash Flow from Financing Activities | | |
| | Interest Recieved | 13.16 | 19.47 |
| | Proceeds from issue of share capital (incl.securities premium) | 1,240.20 | - |
| | Borrowing | (180.98) | 433.66 |
| | Less: | | |
| | Loan to subsidiary | - | - |
| | Interest paid | 82.30 | 72.00 |
| | Net Cash used in Financing Activities | 990.08 | 381.13 |
| | Net Increase in Cash and Cash Equivalent | 1.62 | 40.97 |
| | Cash and Cash Equivalent as at 31-3-2021 | 17.19 | 14.58 |
| | Cash and Cash Equivalent as at 30-09-2021 | 18.81 | 55.55 |


NOTES

Previous year's figure has been regrouped/rearranged wherever necessary to confirm to current year's classification.

Place: Ahmedabad

Date: 02.11.2021

For Scanpoint Geomatics Limited



Ramesh Sojitra
Ramesh Sojitra
Managing Director
DIN: 00016149



Independent Auditor's Review Report on Consolidated Unaudited Quarterly and Year to Date Financial Results of the Company Pursuant to the Regulation 33 of the SEBI (Listing Obligations and Disclosure Requirements) Regulations, 2015

To,
The Board of Directors
Scanpoint Geomatics Limited
9, Mahakant Complex,
Opp. V.S. Hospital, Ashram Road,
Ahmedabad - 380006.

1. We have reviewed the accompanying Statement of Consolidated Unaudited Financial Results of **Scanpoint Geomatics Limited** ("the Parent") and its subsidiaries (the Parent and its subsidiaries together referred to as "the Group"), and its share of the net profit/(loss) after tax and total comprehensive income / loss of its associates and joint ventures for the quarter and six months ended September 30, 2021 and for the period from April 01, 2021 to September 30, 2021 ("the Statement"), being submitted by the Parent pursuant to the requirement of Regulation 33 of the SEBI (Listing Obligations and Disclosure Requirements) Regulations, 2015, as amended.
2. This Statement, which is the responsibility of the Parent's Management and approved by the Parent's Board of Directors, has been prepared in accordance with the recognition and measurement principles laid down in Indian Accounting Standard 34 "Interim Financial Reporting" ("Ind AS 34"), prescribed under Section 133 of the Companies Act, 2013 read with relevant rules issued thereunder and other accounting principles generally accepted in India. Our responsibility is to express a conclusion on the Statement based on our review.
3. We conducted our review of the Statement in accordance with the Standard on Review Engagements (SRE) 2410 "Review of Interim Financial Information Performed by the Independent Auditor of the Entity", issued by the Institute of Chartered Accountants of India (ICAI). A review of interim financial information consists of making inquiries, primarily of persons responsible for financial and accounting matters, and applying analytical and other review procedures. A review is substantially less in scope than an audit conducted in accordance with Standards on Auditing and consequently does not enable us to obtain assurance that we would become aware of all significant matters that might be identified in an audit. Accordingly, we do not express an audit opinion.

We also performed procedures in accordance with the circular issued by the SEBI under Regulation 33 (8) of the SEBI (Listing Obligations and Disclosure Requirements) Regulations, 2015, as amended, to the extent applicable.
4. The Statement includes the result of the following entities:
Subsidiary : a. Jyacad Solutions Private Limited
5. Based on our review conducted and procedures performed as stated in paragraph 3 above, nothing has come to our attention that causes us to believe that the accompanying Statement, prepared in accordance with the recognition and measurement principles laid down in the aforesaid Indian Accounting Standard and other accounting principles generally accepted in India, has not disclosed the information required to be disclosed in terms of Regulation 33 of the SEBI (Listing Obligations and Disclosure Requirements) Regulations, 2015, as amended, including the manner in which it is to be disclosed, or that it contains any material misstatement.



JAYAMAL THAKORE & CO.
CHARTERED ACCOUNTANTS

Tel : 079 - 26589713
E-mail : jayamalthakore@gmail.com

6 The consolidated unaudited financial results includes the interim financial results of the subsidiary, whose interim financial results reflect total revenue of NIL and 0.08 Lacs total net loss after tax and total comprehensive income/loss of NIL and loss of Rs. NIL for the quarter ended September 30, 2021 and for the period from April 01, 2021 to September 30, 2021 respectively and cash flow net of Rs. 0.16 Lacs for the period from April 1, 2021 to September 30, 2021, as considered in the consolidated unaudited financial results. According to the information and explanations given to us by the management, these interim financial results are not material to the Group.

Our conclusion on the statement is not modified in respect of the above matter.

For Jayamal Thakore & Co.
Chartered Accountants
FRN.: 104098W

(Partner)
M.No. : 082184



UDIN NO.: 21082184AAAABW9720


Date: 2ns November, 2021
Place: Ahmedabad

Unaudited Consolidated Financial Results for the quarter and half year ended September 30, 2021

| | | (Rs. in Lakhs) | | | | | |
|---------|--|----------------|---------------|-----------------|-----------------|-----------------|-----------------|
| Sr. No. | Particulars | Quarter Ended | | | Half Year Ended | | |
| | | 30-09-21 | 30-06-21 | 30-09-20 | 30-09-21 | 30-09-20 | 31-03-21 |
| | | Unaudited | Unaudited | Unaudited | Unaudited | Unaudited | Audited |
| I. | Revenue from Operations | 896.08 | 635.47 | 1,554.95 | 1531.55 | 1950.12 | 4337.61 |
| II. | Other Income | 9.62 | 4.17 | 10.88 | 13.80 | 19.57 | 41.19 |
| III. | Total Income (I + II) | 905.70 | 639.64 | 1,565.83 | 1,545.34 | 1,969.69 | 4,378.80 |
| IV. | Expenses: | | | | | | |
| | Cost of Materials Consumed | 164.37 | 144.99 | 329.97 | 309.37 | 444.84 | 1666.03 |
| | Purchases of Stock-in-Trade | - | - | - | - | - | - |
| | Changes in inventories of finished goods work-in-progress and Stock-in-Trade | - | - | - | - | - | - |
| | Employee benefits expense | 202.52 | 189.15 | 181.04 | 391.67 | 342.41 | 771.31 |
| | Travel expense | 18.49 | 5.14 | 4.41 | 23.63 | 6.06 | 31.91 |
| | Finance costs | 39.87 | 42.43 | 43.41 | 82.30 | 72.00 | 177.69 |
| | Depreciation and amortisation expense | 27.33 | 25.70 | 24.00 | 53.03 | 46.93 | 94.59 |
| | Other expenses | 381.37 | 147.39 | 920.86 | 528.75 | 966.93 | 1,362.50 |
| | Total expenses (IV) | 833.96 | 554.79 | 1,503.70 | 1,388.75 | 1,879.18 | 4,104.03 |
| V. | Profit before Exceptional Items and tax (III - IV) | 71.75 | 84.85 | 62.13 | 156.59 | 90.51 | 274.77 |
| VI. | Exceptional Items | - | - | - | - | - | - |
| VII. | Profit before Tax (V-VI) | 71.75 | 84.85 | 62.13 | 156.59 | 90.51 | 274.77 |
| VIII. | Tax expense: | | | | | | |
| | (1) Current tax | 15.62 | 25.79 | 17.90 | 41.41 | 26.79 | 81.13 |
| | (2) Deferred tax | (0.54) | (3.68) | (8.70) | (4.23) | (20.18) | (8.80) |
| | (3) MAT Credit Entitlement | - | - | - | - | - | - |
| IX. | Profit for the period (VII-VIII) | 56.67 | 62.74 | 52.93 | 119.41 | 83.90 | 202.44 |
| | Owners of the company | 56.67 | 62.74 | 52.93 | 119.41 | 83.90 | 202.44 |
| | Non-controlling interest | - | - | - | - | - | - |
| X. | Other Comprehensive Income/(Expense) (Net of Tax) | | | | | | |
| | Items that will not be reclassified to profit or loss | - | - | - | - | - | - |
| | Remeasurement of the net defined benefit liability/asset, Net | - | - | - | - | - | (2.60) |
| | Fair value changes on Investments, Net | - | - | - | - | - | 12.33 |
| | Items that will be reclassified subsequently to profit or loss | - | - | - | - | - | - |
| | Total Other Comprehensive Income, net of tax | - | - | - | - | - | 9.73 |
| XI. | Total Comprehensive Income / (Expenses) (after Tax) (IX+X) | 56.67 | 62.74 | 52.93 | 119.41 | 83.90 | 212.17 |
| XII. | Paid up Equity Share Capital (Face value of Rs. 2/- per share) | 1,188.06 | 988.39 | 988.39 | 1,188.06 | 988.39 | 988.39 |
| XIII. | Earnings per equity share: | | | | | | |
| | (1) Basic | 0.10 | 0.13 | 0.11 | 0.20 | 0.17 | 0.41 |
| | (2) Diluted | 0.08 | 0.13 | 0.11 | 0.17 | 0.17 | 0.41 |

NOTES:

- The above results were reviewed by Audit Committee and approved & taken on record by the Board of Directors at their meeting held on 02.11.2021
- In accordance with Regulation 33 of the SEBI (Listing Obligation & Disclosure Requirements) Regulations, 2015, the Statutory Auditors of the Company have carried out Limited Review of the above results.
- The Company operates in a single segment.
- The figures for the previous period have been regrouped / rearranged wherever necessary, to make them comparable with those of the current period.
- Rights Issue 2021: On August 06, 2021, the Board of Directors of the Company has approved the Rights Issue size of 1,99,67,482 Partly Paid up shares of face value of Rs. 2 each ("the rights issue shares") at a price of Rs. 12.5 per Rights Equity Shares (including premium of Rs. 10.5 per Rights Equity Shares) in the ratio of 40:99 i.e 40 Rights Equity Shares for every 99 existing Equity Shares held by the eligible equity shareholders on the record date i.e. August 17, 2021. On September 21, 2021 the Company has approved the allotment of 1,99,67,482 partly paid up equity shares of face value of Rs. 2/- each (Re. 1 Paid up) to the eligible equity shareholders.
- There is no deviation in use of proceeds from the object stated in the offer document

Place: Ahmedabad
Date: 02.11.2021


R. K. Sojitra
Ramesh Sojitra
Managing Director
DIN: 00016149

Registered Office

9, Mahakant Complex
 Opp. V.S. Hospital, Ashram Road
 Ahmedabad-380 006, Gujarat, India

Corporate Office

12, Abhishree Corporate Park
 Ambli - Bopal Road
 Ahmedabad-380 058, Gujarat, India

[P] +91 2717 297096
 [F] +91 2717 297039
 [E] hello@sgligis.com

www.sgligis.com

Unaudited Consolidated Statement of Assets and Liabilities as at September 30, 2021

(Rs. In Lakhs)

| Particulars | | As at 30.09.2021 (Unaudited) | As at 31.03.2021 (Audited) |
|----------------|--|---------------------------------|-------------------------------|
| A | Assets | | |
| A (I) | Non-current Assets | | |
| (a) | Property, Plant & Equipment | 193.04 | 175.05 |
| (b) | Intangible Assets under development | 5,515.95 | 4,657.61 |
| (c) | Intangible Assets | 312.35 | 334.46 |
| (d) | Financial Assets | | |
| | i) Investments | 169.63 | 169.63 |
| | ii) Others | 44.00 | 44.00 |
| | iii) Loans | | - |
| (e) | Other Non Current Assets | 373.15 | 373.15 |
| | Sub total of Non-current Assets | 6,608.12 | 5,753.90 |
| A (II) | Current Assets | | |
| (a) | Inventories | - | - |
| (b) | Financial Assets | | |
| | i) Trade Receivables | 1,486.78 | 1,616.71 |
| | ii) Cash & Cash Equivalents | 1.80 | 11.74 |
| | iii) Bank Balance other than Cash & Cash Equivalents | | |
| | | 17.17 | 5.61 |
| | iv) Loans | 28.64 | 21.70 |
| | v) Others Financial Assets | 4,597.33 | 3,834.77 |
| (c) | Other Current Assets | 309.40 | 287.22 |
| | Sub total of Current Assets | 6,441.12 | 5,777.76 |
| | Total Assets | 13,049.24 | 11,531.65 |
| B | Equity and Liabilities | | |
| B (I) | Equity | | |
| (a) | Equity Share Capital | 1,188.07 | 988.39 |
| (b) | Other Equity | 5,940.64 | 4,780.71 |
| | Total Equity | 7,128.71 | 5,769.10 |
| | Liabilities | | |
| B (II) | Non-current Liabilities | | |
| (a) | Financial | | |
| | i) Borrowings | 2,264.69 | 2,060.42 |
| (b) | Provisions | 46.89 | 48.10 |
| | Total Non-current liabilities | 2,311.57 | 2,108.52 |
| B (III) | Current Liabilities | | |
| (a) | Financial | | |
| | i) Trade Payable | 477.96 | 440.14 |
| | ii) Other Financial Liabilities | 2,359.10 | 1,962.66 |
| | iii) Borrowings | 695.77 | 1,081.01 |
| (b) | Other Current Liabilities | 21.99 | 111.22 |
| (c) | Provisions | 1.74 | 2.38 |
| (d) | Current Tax Liabilities | 52.39 | 56.62 |
| | Total Current Liabilities | 3,608.96 | 3,654.03 |
| | Total Liabilities | 5,920.53 | 5,762.55 |
| | Total Equity and Liabilities | 13,049.24 | 11,531.65 |

For Scanpoint Geomatics Limited

Place: Ahmedabad

Date: 02.11.2021


Ramesh Sojitra
Managing Director
DIN: 00016149

CIN: L22219GJ1992PLC017073

Registered Office

 9, Mahakant Complex
 Opp. V.S. Hospital, Ashram Road
 Ahmedabad-380 006, Gujarat, India

Corporate Office

 12, Abhishree Corporate Park
 Ambli - Bopal Road
 Ahmedabad-380 058, Gujarat, India

[P] +91 2717 297096

[F] +91 2717 297039

[E] hello@sgligis.com

www.sgligis.com

Unaudited Consolidated Cash flow Statement for the half year ended September 30, 2021

| | | (Rs. In Lakhs) | |
|-----------|--|---------------------------------|---------------------------------|
| | PARTICULARS | Half Year Ended 30th Sept' 2021 | Half Year Ended 30th Sept' 2020 |
| A. | Cash Flow from Operating Activities | | |
| | Net Profit/(Loss) before Tax | 156.59 | 90.51 |
| | Adjustments for: | | |
| | Add: | | |
| | Depreciation | 53.03 | 46.93 |
| | Interest Paid | 82.30 | 72.00 |
| | Less: | | |
| | Interest Received | 13.16 | 19.47 |
| | Operating Profit/(Loss) before Working Capital Changes | 278.76 | 189.97 |
| | Adjustments for: | | |
| | Trade Receivable | 129.93 | (232.46) |
| | Loans | (6.94) | (9.84) |
| | Other financial assets | (762.56) | (787.56) |
| | Other non current assets | - | - |
| | Other Current Assets | (22.18) | 0.84 |
| | Provisions | (1.85) | (3.44) |
| | Trade payables | 37.82 | 472.85 |
| | Other financial liabilities | 355.03 | 498.20 |
| | Other current liabilities | (89.23) | 18.60 |
| | Cash Generated from Operation | (81.22) | 147.16 |
| | Net Cash Generated by operating activities | (81.22) | 147.16 |
| B. | Cash Flow from Investing Activities | | |
| | Intangible Asset under development | (858.34) | (452.01) |
| | Acquisition of property, plant and equipment | (48.90) | (35.15) |
| | Net Cash used in Investing Activities | (907.24) | (487.16) |
| C. | Cash Flow from Financing Activities | | |
| | Interest Recieved | 13.16 | 19.47 |
| | Proceeds from issue of share capital (incl.securities premium) | 1,240.20 | - |
| | Borrowing | (180.97) | 433.66 |
| | Less: | | |
| | Interest paid | (82.30) | (72.00) |
| | Net Cash used in Financing Activities | 990.09 | 381.13 |
| | Net Increase in Cash and Cash Equivalents | 1.63 | 41.13 |
| | Cash and Cash Equivalent as at 31-3-2021 | 17.35 | 14.69 |
| | Cash and Cash Equivalent as at 30-09-2021 | 18.98 | 55.82 |

NOTES

Previous year's figure has been regrouped/rearranged wherever necessary to confirm to current year's classification.

Place: Ahmedabad

Date: 02.11.2021


For Scanpoint Geomatics Limited
 Ahmedabad

Ramesh Sojitra
Managing Director
DIN: 00016149